

## ตัวอย่างข้อสอบ E-exam พร้อมเฉลย

ข้อที่ 1 (Q00001616)

The driver of the vehicle in the picture:



1. **May make a U-turn.**

2. Stop or slow down.

3. May not make a right turn.

4. May not pass or otherwise move into the lane on the right.

ข้อที่ 2 (Q00001538)

Where is it permitted to make a U-turn?

1. In an intersection.

2. In a pedestrian crossing.

3. On a bridge.

4. **Where traffic lanes are divided by a broken line.**

ข้อที่ 3 (Q00001608)

It is prohibited to:

1. Pass on the left on a road with two or more lanes of traffic moving in the same direction.
- ➔ 2. Drive when there is insufficient light.
3. Drive a racing car on a public road with the permission of the relevant traffic authorities.
- 4. Operate a motor vehicle if you feel the onset of a heart attack.**

ข้อที่ 4 (Q00001310)

This sign means:



1. Stop. Give larger vehicles the right of way.
- 2. Stop to allow cross traffic or traffic on the main road to pass before proceeding.**
- ➔ 3. Reduce your speed and give other vehicles the right of way.
4. Stop. Give smaller vehicles the right of way.

ข้อที่ 5 (Q00001517)

Where is it prohibited to make a U-turn?

1. In the spaces between traffic islands.
2. Where another vehicle is following at a distance of less than 150 meters.
3. Within 150 meters of the base of a bridge.

4. In an intersection.

ข้อที่ 6 (Q00001536)

You must not park:

1. In front of a school.
2. On the right-hand side of a two-way street.
3. On a grade.
4. In front of a police station.

ข้อที่ 7 (Q00001289)

This sign means:



1. Cars may enter the road ahead.
2. **Cars may not enter the road ahead.**
3. Road ahead closed to all traffic.
4. Parking for cars only.

ข้อที่ 8 (Q00001518)

When is it prohibited to pass?

1. When you are passing on the left on a road with two or more lanes moving in the same direction.
2. When you are passing on the left and the vehicle being passed is waiting to turn right.
3. **Within 30 meters of a crossroad.**
4. Where the road is divided by a broken line.

ข้อที่ 9 (Q00001344)

Which of the following statements is true?

1. You may display license plates that you have had made yourself.

2. You may allow unlicensed drivers to use your vehicle.

3. It is prohibited to drive a vehicle for which the annual tax has not been paid.

4. You may allow someone else to use your driver license.

ข้อที่ 10 (Q00001567)

Which of the pictures below illustrates proper parking?

1. See the picture on the right hand.



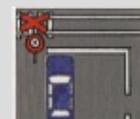
2. See the picture on the right hand.



3. See the picture on the right hand.



4. See the picture on the right hand.



ข้อที่ 11 (Q00001523)

Which of the pictures below illustrates proper parking?

1. See the picture on the right hand.



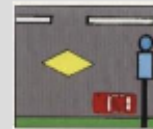
2. See the picture on the right hand.



3. See the picture on the right hand.



4. See the picture on the right hand.



ข้อที่ 12 (Q00001286)

This sign means:



1. Bridge ahead.

2. Road narrows ahead.

3. Parallel road ahead.

4. Tunnel ahead.

ข้อที่ 13 (Q00001561)

You are required to turn on your headlights:

- ➔ 1. When it rains.:When seeking to overtake other vehicles in an emergency.
- 2. When heavy fog restricts visibility to less than 150 meters.**
- 3. When you intend to make a right turn.
- 4. Not pass.

ข้อที่ 14 (Q00001539)

As a driver, you must not:

- ➔ 1. Enter halfway into the next lane when an obstruction blocks the left side of the lane you are driving in.
- 2. Make a turn into the bus lane.
- 3. Drive a racing car on a public road with the permission of the relevant traffic authorities.
- 4. Carry loads that obstruct your vision behind and to the sides of your vehicle.**

ข้อที่ 15 (Q00001558)

When you see this sign,you should:



1. **Reduce your speed and check for oncoming traffic before crossing. One-lane bridge ahead.**
2. Use low gear. High bridge.
- ➡ 3. Reduce your speed and proceed across the bridge.
4. Reduce your speed and use the detour. Bridge out.

ข้อที่ 16 (Q00001602)

When you see a flashing red light,you should:


1. **Stop,then proceed only when it is safe to do so.**
2. Not enter the road ahead.
3. Proceed with caution.
- ➡ 4. Reduce your speed.Then proceed with caution when it is safe to do so.



ข้อที่ 17 (Q00001306)

Which of the pictures below illustrates proper parking?

1. See the picture on the right hand.



2. See the picture on the right hand.



3. See the picture on the right hand.



4. See the picture on the right hand.



ข้อที่ 18 (Q00001294)

When you see a flashing red light, you should:

1. Reduce your speed. Then proceed with caution when it is safe to do so.

2. Proceed with caution.

**3. Stop, then proceed only when it is safe to do so.**

4. Not enter the road ahead.

ข้อที่ 19 (Q00001328)  
This sign means:



1. Only cars may enter.
2. Parking for cars only.
3. The road ahead is closed to all traffic.
4. cars may not enter the road ahead.

ข้อที่ 20 (Q00001590)  
In the situation pictured below, you should:



1. Put on your right turn signal and wait for Car A to pass before proceeding.
2. Stop and wait for other car to pass.
3. Put on your right turn signal and pass on the left without delay.
4. Move to the right and proceed around the obstruction without delay.

ข้อที่ 21 (Q00001638)  
Which of the pictures below illustrates proper parking?

1. See the picture on the right hand.



2. See the picture on the right hand.



3. See the picture on the right hand.



4. See the picture on the right hand.



ข้อที่ 22 (Q00001330)  
This sign means:



1. Tunnel ahead.

2. Lane closed ahead.

3. Road narrows ahead.

4. Bridge ahead.

ข้อที่ 23 (Q00001521)

The dividing lines in the middle of the road pictured on the left indicate:



1. Move your car off the road and turn on emergency flashes

2. The driver of the car in the picture may turn right.

3. **The driver of the car in the picture may not pull into the right lane to overtake another vehicle.**

4. The driver of the car in the picture may make a U-turn.

ข้อที่ 24 (Q00001271)

This sign means:



1. **School zone. Watch for children.**

2. Pedestrian bridge ahead.

3. No outlet

4. Pedestrian crossing.

ข้อที่ 25 (Q00001329)


This sign means:



- 1. **The minimum speed limit is 30 kilometers per hour.**
- 2. vehicles weighing more than 30 tons are prohibited.
- 3. The maximum speed limit is 30 kilometers per hour.
- 4. Vehicles carrying loads weighing more than 30 tons are prohibited.

ข้อที่ 26 (Q00001507)

This sign on the road surface indicates:



- 1. The entrance/exit to a building.
- 2. **Absolutely no stopping in this area.**
- 3. No vehicles may cross the cross-hatched lines.
- 4. No passing within the cross-hatched lines.

ข้อที่ 27 (Q00001339)

Which of the following vehicles is it prohibited to use on a public road?

1. A vehicle with a horn louder than 70-decibels.
- 2. A vehicle without a front windshield.**
3. A vehicle displaying dealer's plates.
4. A tank used in warface.

ข้อที่ 28 (Q00001589)

In the picture, the driver of Car A should:



1. Reduce his/her speed to allow the cars on the left and right to pass before proceeding.
2. Stop to allow the car on the right to pass before proceeding.
- 3. Stop to allow the car on the left to pass before proceeding.**
4. Stop and wait for other car to pass.

ข้อที่ 29 (Q00001307)  
This sign means:



1. Right turn permitted.
2. Left turn permitted.
3. **No right turn.**
4. Sharp curve ahead.

ข้อที่ 30 (Q00001342)  
Which of the following statements is true?

1. **Slow-moving vehicles must use the left lane.**
2. Within the Bangkok Metropolitan Area, The maximum speed limit is 60 kilometers per hour.
3. When making a right turn, you should extend your right arm from the vehicle at shoulder-level and raise and lower your hand as you rotate the wheel.
4. When making a turn, you should give a signal at least 60 meters before turning.

ធនធាន

1. ថ្នាំ 1
2. ថ្នាំ 4
3. ថ្នាំ 4
4. ថ្នាំ 2
5. ថ្នាំ 4
6. ថ្នាំ 2
7. ថ្នាំ 2
8. ថ្នាំ 3
9. ថ្នាំ 3
10. ថ្នាំ 1
11. ថ្នាំ 1
12. ថ្នាំ 2
13. ថ្នាំ 2
14. ថ្នាំ 4
15. ថ្នាំ 1
16. ថ្នាំ 1
17. ថ្នាំ 2
18. ថ្នាំ 3
19. ថ្នាំ 4
20. ថ្នាំ 1
21. ថ្នាំ 1
22. ថ្នាំ 3
23. ថ្នាំ 3
24. ថ្នាំ 1
25. ថ្នាំ 1
26. ថ្នាំ 2
27. ថ្នាំ 2
28. ថ្នាំ 3
29. ថ្នាំ 3
30. ថ្នាំ 1